

Arts & Crafts Elevation



Traditional Elevation



Cottage Elevation

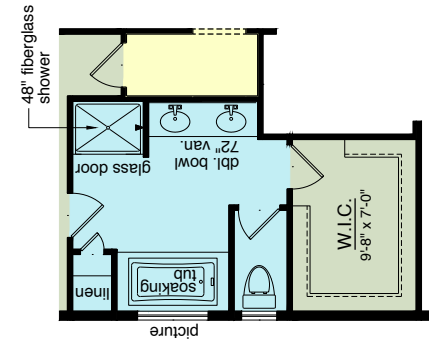
- 1,935 Square Feet
- 2 Bedrooms, 2 Baths
- Oversized 2-Car Garage
- Flex Room
- Outdoor Living Space

**Additional Options:**

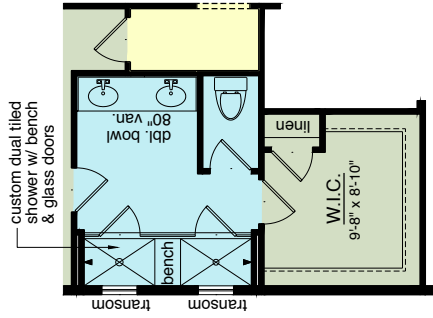
- Carriage-style Garage Door with Windows
- Front Door and Side Lights
- Railings on Front Porch

# Plan 1935 • 1,935 Square Feet

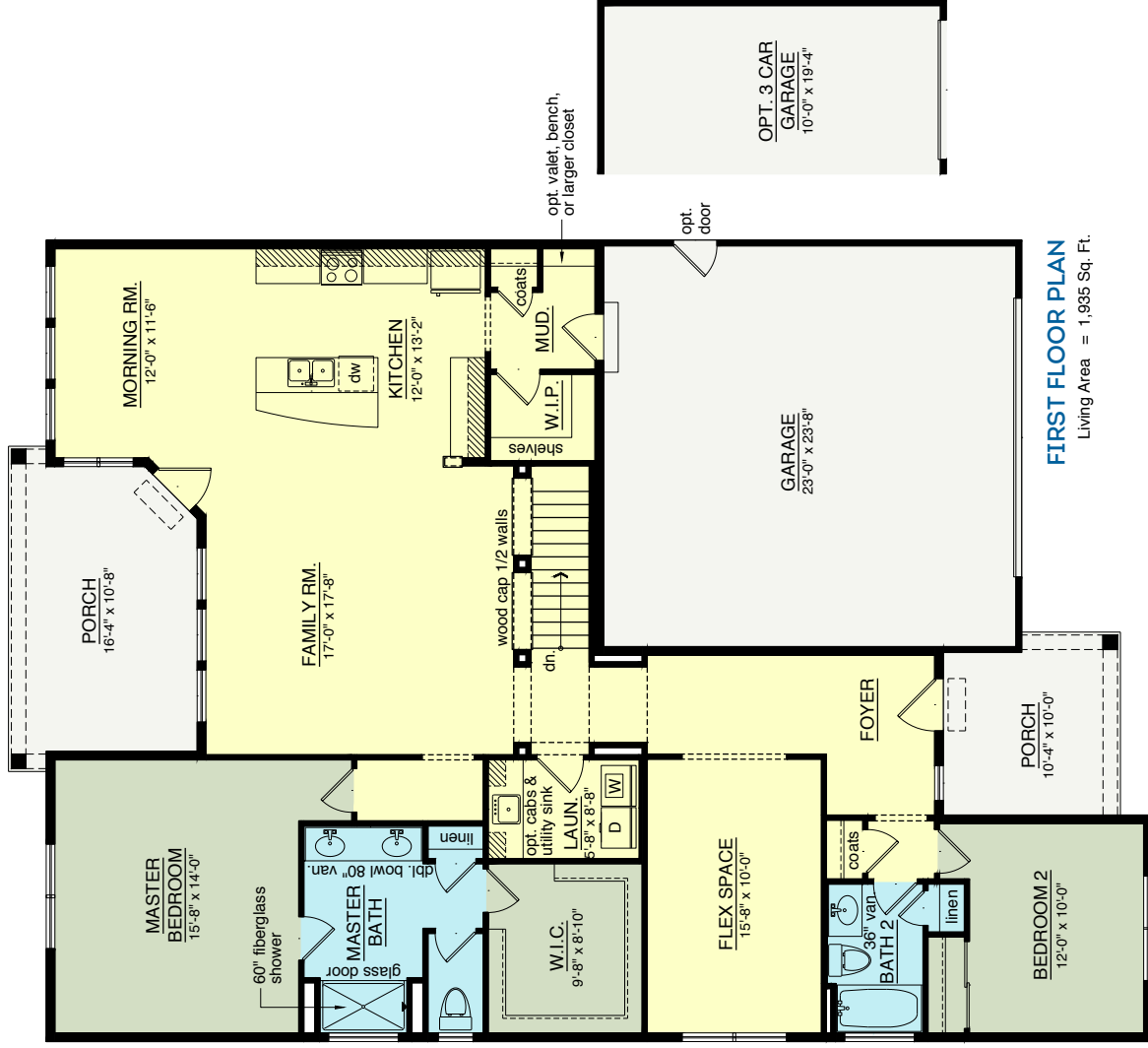
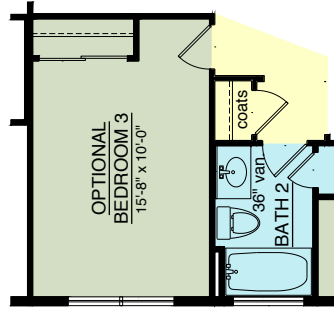
**OPTIONAL LUXURY BATH 1**



**OPTIONAL LUXURY BATH 2**



**OPTIONAL BEDROOM 3**



**FIRST FLOOR PLAN**  
Living Area = 1,935 Sq. Ft.

Illustrations are artist's concepts. Actual colors may vary. Builder reserves the right to modify floor plans, elevations, colors and materials without notice. ©2016 Riedman Homes. - ALL RIGHTS RESERVED. All dimensions and features are approximate and are subject to field variation and/or change without notice. If any discrepancy arises between these plans and the architect's plans, the architect's plans shall prevail.